



Service Booklet

Information about Service



2055846108

Order no. P000 0055 13 Part no. 205 584 61 08 Edition B-2017



Mercedes-Benz

Welcome to the world of Mercedes-Benz

We want you to enjoy your Mercedes-Benz automobile. Vehicle safety and operational reliability are two very important factors. To maintain them, regular maintenance services are necessary.

We continuously strive to improve our product and ask for your understanding that we reserve the right to make changes in the periodic maintenance work for our vehicles.

The information in this manual is accurate as of the press date. At the time of your scheduled maintenance appointments with your authorized Mercedes-Benz Dealer, the most current maintenance work information will be utilized for your vehicle's age or kilometers. Please check with your authorized Mercedes-Benz Dealer for any changes to the periodic maintenance work required for your vehicle.

PLEASE NOTE

WE STRONGLY RECOMMEND THAT YOU HAVE YOUR VEHICLE SERVICED BY YOUR AUTHORIZED MERCEDES-BENZ DEALER WHO IS FULLY EQUIPPED TO PROVIDE THIS SERVICE AND THAT GENUINE MERCEDES-BENZ PARTS BE USED.

THE USE OF DEFECTIVE OR NON-EQUIVALENT PARTS MAY RESULT IN YOUR EMISSION PERFORMANCE WARRANTY CLAIM BEING DENIED.

Symbols


Registered trademarks:


AdBlue® is a registered trademark of the German Association of the Automotive Industry (VDA).



You will find the following symbols in this Service Booklet:

WARNING

Warning notes make you aware of dangers which could pose a threat to your health or life, or to the health and life of others.

 Notes on material damage alert you to dangers that could lead to damage to your vehicle.

 Practical tips or further information that could be helpful to you.

-  This symbol tells you where you can find more information about a topic.
-  This symbol indicates a warning or an instruction that is continued on the next page.

Publication details

Internet

Further information on Mercedes-Benz vehicles and Daimler AG can be found on the Internet at the following websites:

<http://www.mercedes-benz.ca>

Editorial office

© Daimler AG: Not to be reprinted, translated or otherwise reproduced, in whole or in part, without written permission from Daimler AG.

Model

B-Class (246), C-Class (205), CLA (117), CLS (218), E-Class (207, 212), GLA (156), GLC (253), GLE (166.0, 292), GLS (166.8), Mercedes-AMG GT (190), Mercedes-AMG GT S (190), S-Class (217, 222), SL (231), SLC (172)

Vehicle manufacturer

Daimler AG
Mercedesstraße 137
70327 Stuttgart
Germany

General Information	2	Additional maintenance work	17
Vehicle data	2		
Protecting the environment	2		
Operating safety	3	Confirmations	23
Danger of electric shock	3	Pre-delivery inspection	23
Modifications to the vehicle	3	Tire rotation	24
		Service reports	26
Service Booklet	4		
Introduction	4		
Important safety notes	4		
ASSYST PLUS service interval display	4		
Mercedes-Benz Service	5		
Tire rotation	5		
Severe operating conditions	6		
Wear items	6		
Approved engine oils and oil filters	6		
Regular checks	7		
Notes on the warranty	7		
Parts/Operating materials	7		
Service records	7		
Emission System Maintenance	7		
Gasoline Engines	7		
Emission Control System Caution - Gasoline Engines	8		
Emission Control System Caution - Diesel Engines	8		
BlueTEC exhaust gas aftertreatment with AdBlue® (DEF)	9		
Description of Emission System Maintenance Jobs	9		
Engine oil and filter change	9		
Replace engine air filter	10		
Replace fuel filter	10		
Check engine poly-V-belt condition	10		
Replace spark plugs	10		
Filling up AdBlue® (DEF)	10		
Maintenance service descriptions	10		
Vehicle Maintenance Service Work (including Emission System Maintenance)	10		
Service overview	10		

Vehicle data

General Information

▶	▶	▶
Model	License Plate No.	License Plate No.
▶	▶	▶
Vehicle Identification Number (VIN)	License Plate No.	License Plate No.
▶	▶	▶
Initial registration	License Plate No.	License Plate No.
▶	▶	▶
Paintwork	License Plate No.	License Plate No.

You can find the confirmation of the pre-delivery inspection of your vehicle at (▷ page 23).

Protecting the environment

Daimler's declared policy is one of comprehensive environmental protection.

The objectives are for the natural resources that form the basis of our existence on this planet to be used sparingly and in a manner that takes the requirements of both nature and humanity into account.

You too can help to protect the environment by operating your Mercedes-Benz in an environmentally-responsible manner.

Operating conditions and your individual driving style to a large extent influence fuel consumption and the rate of engine, brake, and tire wear. To reduce fuel consumption and the rate of wear, please consider the following:

- avoid short trips.
- always make sure that the tire pressures are correct.
- avoid frequent, sudden acceleration.

**WARNING**

Please make sure you read the technical documentation, such as the Operator's Manual and workshop information, before carrying out any maintenance work.

- do not carry any unnecessary weight.
- remove roof racks once you no longer need them.
- do not warm up the engine when the vehicle is stationary.
- change gear in good time and use each gear only up to $\frac{2}{3}$ of its maximum engine speed.
- keep an eye on the vehicle's fuel consumption.

A regularly serviced vehicle will contribute to environmental protection. You should adhere to the maintenance intervals displayed by the ASSYST PLUS service interval display, along with other maintenance work described in this booklet.

We recommend that you have maintenance services performed by your authorized Mercedes-Benz Center using Genuine Mercedes-Benz parts.

Operating safety

Hybrid vehicles: please make sure that you read this section. Otherwise, you may not recognize dangers.

- i** Read the information on qualified specialist workshops and observe the important safety notes in the Operator's Manual (▷ page 4).

Danger of electric shock

The hybrid system components are marked with yellow warning stickers. The electrical wires for the vehicle's high-voltage electrical system are orange in color.



⚠ DANGER

The vehicle's high-voltage electrical system is under high voltage. If you modify components in the vehicle's high-voltage electrical system or touch damaged components, you may be electrocuted. The components in the vehicle's high-voltage electrical system may be damaged in an accident, although the damage is not visible. There is a risk of fatal injury.

Following an accident, do not touch any high-voltage components and never modify the vehicle's high-voltage electrical system. Have the vehicle towed away after an accident and the vehicle's high-voltage electrical system checked by a qualified specialist workshop.

Only specially trained technicians may carry out work on the vehicle. If orange electric cables or their electric connectors are damaged, have them replaced immediately at a qualified specialist workshop. Mercedes-Benz recommends

⚠ WARNING

Please make sure you read the technical documentation, such as the Operator's Manual and workshop information, before carrying out any maintenance work.

that you use a Mercedes-Benz Dealer for this purpose.

Modifications to the vehicle

⚠ WARNING

Modifications to electronic components, their software as well as wiring can impair their function and/or the function of other networked components. In particular, systems relevant to safety could also be affected. As a result, these may no longer function as intended and/or jeopardize the operating safety of the vehicle. There is an increased risk of an accident and injury.

Never tamper with the wiring as well as electronic components or their software. You should have all work to electrical and electronic equipment carried out at a qualified specialist workshop.

Introduction

Important safety notes

 **WARNING**

If you do not have the prescribed service/maintenance work or any required repairs carried out, this can result in malfunctions or system failures. There is a risk of an accident. Always have the prescribed service/maintenance work as well as any required repairs carried out at a qualified specialist workshop.

 **WARNING**

Limbs could be crushed or trapped if the engine is started unintentionally during service or maintenance work. There is a risk of injury.

Always secure the engine against unintentional starting before carrying out maintenance or repair work.

When working on the vehicle, always comply with all safety regulations, such as operating instructions, regulations concerning hazardous materials, environmental protection measures, work safety and accident prevention regulations.

Before performing any maintenance work, please make sure that you read the technical documentation, e.g. the Operator's Manual and workshop information.

 **WARNING**

Cloths or other flammable materials left in the engine compartment can ignite if they come into contact with the exhaust system or parts of the engine that heat up. There is a risk of fire. After carrying out maintenance work, make sure that no extraneous flammable material is left in the engine compartment or on the exhaust system.

Hybrid vehicles: make sure that you read the "Operating safety" section (▷ page 3). Otherwise, you may not recognize dangers.

 **WARNING**

Please make sure you read the technical documentation, such as the Operator's Manual and workshop information, before carrying out any maintenance work.

ASSYST PLUS service interval display

Your vehicle is equipped as standard with the ASSYST PLUS service interval display.

Its maintenance computer will automatically inform you when the next service is due via the ASSYST PLUS service interval display in the instrument cluster (e.g. Service A due in 1,000 km).

This display may also be used to request information from a Mercedes-Benz Dealer about:

- the expected service work
- the duration of the service work to be completed

Always observe the service message in the multifunction display of the instrument cluster. Have the specified service carried out within the remaining distance or the remaining time period.

Further information on the ASSYST PLUS service interval display can be found in the index of the Operator's Manual under "ASSYST PLUS".

A descriptive listing of the service items are contained in this booklet starting on (▷ page 10). Following each maintenance service, your authorized Mercedes-Benz Dealer will reset the ASSYST PLUS service interval display by confirming the service items performed.


The authorized Mercedes-Benz Dealer performing the maintenance services will confirm the work has been carried out using the Confirmation pages in this booklet (▷ page 23).

Additional maintenance work is taken into account depending on time and distance. Additional work includes maintenance work carried out due to technical requirements, in cases of wear or work carried out on any optional equipment which might require service. This work is carried out and invoiced separately.

Overview of possible additional maintenance work (▷ page 17).

Depending on which service is due, the workshop carries out either Service A or Service B at fixed intervals.

These inspections take place either after a specific number of kilometers have been driven or after a certain period of time, depending on which threshold is reached first.

 Depending on how the vehicle is used, the maintenance computer may display the next service due date earlier than is indicated in

this Service Booklet. Further information can be obtained at a qualified specialist workshop, e.g. an authorized Mercedes-Benz Dealer.

- The first service A is due after 12 months at the latest. Service A is then due every 24 months at the latest.
- The first service B is due after 24 months at the latest. Service B is then due every 24 months at the latest.

We continuously strive to improve our product and ask for your understanding that we reserve the right to make changes in the periodic maintenance work for our vehicles.

The information in this booklet is accurate as of the press date. At the time of your scheduled maintenance appointments with your authorized Mercedes-Benz Dealer, the most current maintenance work information will be utilized for your vehicle's age or kilometers. Please check with your authorized Mercedes-Benz Dealer for any changes to the periodic maintenance work required for your vehicle.

- i** If the ASSYST PLUS service interval display was inadvertently reset, have an authorized Mercedes-Benz Dealer correct it. Please only reset if the proper maintenance service has been performed. Resetting the system without performing the proper maintenance service will result in engine and/or other vehicle damage not covered by the Mercedes-Benz New Vehicle Limited Warranty.

Mercedes-Benz Service

Even a Mercedes-Benz needs maintenance and care. This is why our service employees inspect your vehicle at regular intervals. Thereby putting it through its paces. You can therefore be certain that even after many thousands of kilometers, your Mercedes-Benz will still be running as safely and reliably as it did on the first day.

The following pages describe when such a service is required and what procedures are carried out on your Mercedes-Benz.

With us, your vehicle is in the best of hands. At our authorized Mercedes-Benz Partners, you will find the experience and expertise of over 100 years of vehicle design and manufacture.

Should your vehicle be due for a service, simply bring it to an authorized Mercedes-Benz Dealer. In particular, work relevant to safety or on safety-related systems must be carried out at a qualified specialist workshop. Also observe the "Genuine Mercedes-Benz parts" section in the Operator's Manual.

- i** Please note any maintenance work not performed or not performed at the specified interval which results in the failure of the warranted component(s) or system(s) in question may not be covered by the Mercedes-Benz New Vehicle Limited Warranty.

Tire rotation

Your vehicle's tires are a critical component to overall vehicle performance and vehicle stability. The useful life of tires will vary and is proportional to tire type, speed rating, ambient conditions, tire loading, tire inflation pressure, road surfaces, and individual driving style, among other factors. Therefore, Mercedes-Benz recommends regular checks for wear and proper inflation and, if applicable to your vehicle's tire configuration, tire rotation.

Tire rotations can be performed on vehicles with the same front and rear tire dimensions. If your vehicle is equipped with the same tire dimensions, tires can be rotated by observing a front-to-rear rotation pattern that will maintain the intended rotation (spinning) direction of the tire (on unidirectional tires, an arrow on the sidewall indicates the intended rotation or spinning direction of the tire). In some cases, such as when your vehicle is configured with staggered tire sizes (different tire sizes, front vs. rear), tire rotations are not possible.

If your vehicle's tire configuration allows for tire rotation, tire rotation should be performed in accordance with the recommended intervals, or sooner at first signs of irregular (uneven) tread wear. Tire rotation recommendations will likely necessitate a tire rotation at every Service B based on Mercedes-Benz maintenance intervals.

Always observe tire manufacturer's recommendations. Please refer to the tire pamphlet in your vehicle literature portfolio.

For your convenience, this Service Booklet contains a tire rotation confirmation page on which

WARNING

Please make sure you read the technical documentation, such as the Operator's Manual and workshop information, before carrying out any maintenance work.

you can record the date and kilometers when tire rotations were performed (▷ page 24).

Severe operating conditions

The maintenance intervals have been determined so that the vehicle, under normal operating conditions, should operate properly between maintenance services. Severe operating conditions may call for correspondingly sooner replacement of the following items:

- **Interior filters**

(e.g. cabin air filter or activated charcoal cabin air filter) are replaced as called for by the ASSYST PLUS service interval display. Under severe dust conditions, or with the climate control frequently operating in the air recirculation mode, the filter should be replaced more frequently than indicated by the ASSYST PLUS service interval display.

- **Spark plugs**

Spark plugs should be replaced according to the specified maintenance interval. Severe operating conditions (frequent starting and stopping, excessive idling, sustained fast freeway driving) may call for spark plugs to be replaced correspondingly sooner.

- **Coolant**

The coolant should be checked for proper concentration before the start of each winter season (or once a year in hot regions).

Have the coolant (water/anticorrosion/antifreeze mixture) replaced at the specified maintenance interval.

Replacement of coolant may be required more frequently if coolant is not maintained according to instructions and/or other than approved anticorrosion/antifreeze products for your vehicle are being used. For instructions on coolant, see "Coolant" in your vehicle's Operator's Manual. For a listing of approved anticorrosion/antifreeze products for your vehicle, contact your authorized Mercedes-Benz Dealer.

- **Engine air filter**

The engine air filter should be replaced at the specified maintenance interval. Severe operating conditions (driving on unpaved or dusty

roads) may call for engine air filter to be replaced correspondingly sooner.

- **Brake fluid**

Brake fluid should be replaced at the specified maintenance interval. We recommend that you only use brake fluid approved by Mercedes-Benz. A reminder for the next scheduled brake fluid replacement is affixed in the engine compartment.

Wear items

While the ASSYST PLUS service interval display calls for inspection of certain wear items, the system does not make any judgment on the condition of these wear items. Only a qualified technician can determine if a wear item needs to be replaced.

Approved engine oils and oil filters

Engine oils and oil filters are specifically tested for their suitability in our engines and durability for our service intervals. Therefore, only use approved engine oils and oil filters required for vehicles with the ASSYST PLUS service interval display. Conventional petroleum-based oils must not be used for vehicles equipped with the ASSYST PLUS service interval display.

The following cases are not covered by the Mercedes-Benz New Vehicle Limited Warranty:

- using engine oils and oil filters of specification other than those expressly required for the ASSYST PLUS service interval display.
- changing of oil and oil filter at change intervals longer than those called for by the ASSYST PLUS service interval display.
- using any oil additives.

Refer to the Operator's Manual for information on selecting the proper engine oils for your vehicle. The information can be found in the "Service products and filling capacities" section of the "Technical Data" chapter under "Engine oil".



WARNING

Please make sure you read the technical documentation, such as the Operator's Manual and workshop information, before carrying out any maintenance work.

Regular checks

In addition to the services, we recommend that you check the following items regularly (for example: weekly, when refueling, or before any long journey):

- **Engine oil level** – Further information about engine oil level measurement can be found in the vehicle Operator's Manual.
- **Coolant level** – Please refer to the Operator's Manual for the correct procedure to check the coolant level.
- **Brake fluid level** – If brake fluid has to be added, see an authorized Mercedes-Benz Dealer to determine the cause, e.g. leaks or worn brake pads.
- **Windshield washing system** – Add washer fluid mixed with Mercedes-Benz windshield washer solvent/concentrate, test function and check wiper blades.
- **Lighting system**
- **Tire condition and pressures** – Check at least every other week. Please refer to section "Tires and wheels" in the Operator's Manual for guidelines and correct procedures to check tire condition and pressures.

Notes on the warranty

An extensive and well-equipped network of authorized Mercedes-Benz Dealers is at your disposal for service work. Your authorized Mercedes-Benz Dealer can ensure that your vehicle is professionally and thoroughly serviced and repaired.

Please see the Service and Warranty Information booklet for detailed information on warranty terms and coverage.

Please follow the instructions given in this Service Booklet, even if you entrust the vehicle to a third party for use or care. Only in this way will you be able to ensure that your warranty rights are not affected.

We strongly recommend that you have your vehicle serviced by your authorized Mercedes-Benz Dealer which is fully equipped to provide this service.

Please note that engines have to be serviced in accordance with special instructions and using special measuring equipment to comply with

legal requirements concerning exhaust emissions. Modifications to or tampering with emissions components is not permissible. Your authorized Mercedes-Benz Dealer is familiar with the relevant regulations.

Parts/Operating materials

We recommend only the use of Genuine Mercedes-Benz parts for service and repairs, since they meet our specifications. It is also important to only use fuels, lubricants and anti-corrosion/antifreeze coolant meeting factory specifications. Please see your authorized Mercedes-Benz Dealer for more information on this subject.

Service records

Your authorized Mercedes-Benz Dealer will certify in this booklet the maintenance services on your vehicle which it has performed.

Other than the maintenance services described, the Service Booklet does not record or reflect any repair work that may have been performed to your vehicle. Please keep those receipts with your vehicle records.

For information concerning warranty, see your Service and Warranty Information booklet.

Your authorized Mercedes-Benz Dealer will gladly furnish additional information on the maintenance of your vehicle.

Mercedes-Benz Canada Inc.
A Daimler Company

Emission System Maintenance

Gasoline Engines

The U.S. Environmental Protection Agency and in California, the Air Resources Board have certified that the emission control systems of your vehicle comply with the applicable exhaust emission standards. This vehicle also complies with the applicable Canadian Motor Vehicle Emission Standards.

To be certain that the emission control systems function as designed, regular maintenance is necessary for components of the vehicle which



WARNING

Please make sure you read the technical documentation, such as the Operator's Manual and workshop information, before carrying out any maintenance work.

affect exhaust and evaporative emissions composition.

The vehicle owner is responsible for the regular maintenance of the emission control system, as well as the use of premium unleaded gasoline with an anti-knock index of at least 91 (displayed on the pump) in all gasoline engine models unless otherwise specified.

Refer to your Service and Warranty Information booklet and Operator's Manual for additional information.

Failure to properly maintain the emission system may result in repairs not being covered by the emission system warranties.

Explanations of each maintenance job are given on (▷ page 10).

Emission Control System Caution – Gasoline Engines

Your Mercedes-Benz vehicle is equipped with both a three-way catalyst and a closed loop oxygen sensor system to comply with current exhaust emission regulations. Keep your vehicle in proper operating condition by following our recommended maintenance instructions as outlined.

The following must be adhered to:

a) In all gasoline engine models, use only premium unleaded gasoline with an anti-knock index of at least 91 (as displayed on the pump) unless otherwise specified. Damage to the engine could occur if premium unleaded fuel is not used. Refer to the Operator's Manual for special precautions.

b) Leaded gasoline should not be used under any circumstances. Damage to the emission control components will result.

c) In non flex-fuel capable gasoline engine equipped vehicles, ethanol blends greater than E10 should not be used. Damage to the engine could occur if improper fuels are used. Refer to the Operator's Manual for special precautions.

d) In select models, the use of Ethanol (E85) is also permissible. Models capable of also operating with E85 are identified by a label on the fuel filler flap reading "Premium gasoline or E85 only!" Do not use Ethanol fuel (E85) to operate any vehicle unless it is specifically identified as Ethanol fuel (E85) compatible. Damage to the

engine could occur if improper fuels are used. Refer to the Operator's Manual for special precautions.

e) The specified engine maintenance jobs must be performed completely and at the required intervals. Properly functioning spark plugs for instance are important for the service life of the catalysts. Failure to properly perform the specified maintenance jobs may adversely affect the emission control system on the vehicle and reduce its service life.

f) The operation of the emission control system must not be altered in any way. Alterations are not permissible by law. In addition, alterations may result in damage to the catalysts, increased fuel consumption, and impaired engine running conditions.

g) Irregular engine running conditions should be corrected immediately by an authorized Mercedes-Benz Dealer. Such irregular running conditions can influence the proper function of the emission control system.

If the check engine indicator lamp in the instrument cluster illuminates when the engine is running, it indicates a possible malfunction of the engine management system or emission control system.

We recommend that you have the malfunction checked as soon as possible.

Emission Control System Caution – Diesel Engines

Your Mercedes-Benz is equipped with emission control devices to comply with current diesel exhaust emission regulations where the vehicle is certified for sale. Keep your vehicle in proper operating condition by following our recommended maintenance instructions as outlined.

The following must be adhered to:

a) Diesel engines require ULTRA-LOW SULFUR DIESEL (ULSD) FUEL (15 ppmSULFUR MAXIMUM) that meets the ASTM D975 standard. Failure to use ULTRA-LOW SULFUR DIESEL (ULSD) FUEL can severely damage the vehicle's exhaust after-treatment device.

b) Mercedes-Benz Canada Inc. approves the use of B5 (standard ULSD which may contain a maximum of 5% biodiesel) in all BlueTEC diesel engines.



WARNING

Please make sure you read the technical documentation, such as the Operator's Manual and workshop information, before carrying out any maintenance work.

Diesel fuels containing a higher percentage of biodiesel content, e.g. B20, as well as straight biodiesel may cause damage to your engine/fuel system and are not approved. Only use approved biodiesel. Biodiesel can be refined from a variety of raw materials resulting in widely varying properties. Approved biodiesel meets the ASTM D6751 specifications and has the necessary oxidation stability (min. 6h, proved with EN 14112 method) to prevent damage to the system from deposits and/or corrosion. The use of non-approved biodiesel may damage the fuel system.

Please ask your service station for further information. If the B5 biodiesel blend is not sufficiently labeled to clearly indicate that it meets the above standards, please do not use it. The Mercedes-Benz Limited Warranty does not cover damage caused by the use of fuels not meeting Mercedes-Benz approved fuel standards.

c) The specified engine maintenance jobs have to be performed completely and at the required intervals.

d) The operation of the emission control system must not be altered in any way.

Alterations are not permissible by law. In addition, alterations may result in damage to the catalysis, increased fuel consumption, and impaired engine running conditions.

If the check engine indicator lamp in the instrument cluster illuminates when the engine is running, it indicates a possible malfunction of the engine management system or emission control system.

We recommend that you have the malfunction checked as soon as possible.

BlueTEC exhaust gas aftertreatment with AdBlue® (DEF¹)

Diesel engine, please refer to the Operator's Manual for information on AdBlue® (DEF). The information can be found in the "Service products and filling capacities" section of the "Technical data" chapter under "DEF".

The BlueTEC exhaust aftertreatment system requires a reducing agent (AdBlue® [DEF]), in order to function properly. Maintaining the level

and condition of the reducing agent is part of the regular maintenance service work. Under normal driving conditions, one tankful of reducing agent should suffice until the next maintenance service.

AdBlue® (DEF) is a non-flammable, non-toxic, colorless and odorless, water-soluble liquid.

! Only use AdBlue® (DEF) complying with ISO 22241. Do not add special additives to AdBlue® (DEF) and do not dilute AdBlue® (DEF) with water. Otherwise, the BlueTEC exhaust gas aftertreatment system could be damaged.

Description of Emission System Maintenance Jobs

The composition of exhaust emissions is influenced not only by the special emission control equipment, but also by various engine components and their adjustments.

Therefore, emission system maintenance must include these engine components. Some maintenance jobs are actually only tests. They are important, however, because they allow early detection of discrepancies which can later lead to increased exhaust emissions. It is generally less expensive to have such items adjusted immediately rather than allowing them to contribute to costly repairs. The maintenance intervals have been determined so that the vehicle, under normal conditions, should operate properly between maintenance services.

Engine oil and filter change

Change the engine oil and oil filter according to the specified maintenance intervals. If oil consumption should increase, determine the cause and take necessary corrective steps. Do not reset the ASSYST PLUS service interval display if the oil level is topped up or changed outside the specified maintenance intervals.

¹ DEF (Diesel Exhaust Fluid)



Please make sure you read the technical documentation, such as the Operator's Manual and workshop information, before carrying out any maintenance work.

Replace engine air filter

The engine air filter must be replaced according to the specified maintenance intervals. Under severe dust conditions the engine air filter should be replaced more frequently than indicated by the ASSYST PLUS service interval display. Clean engine air filter cover and housing prior to removal of engine air filter.

Replace fuel filter

Replace the fuel filter according to the specified maintenance intervals.

Check engine poly-V-belt condition

The poly-V-belt is subject to wear and aging. It must be checked for cracks and wear according to the specified maintenance intervals. Replace poly-V-belt if necessary.

Replace spark plugs

Spark plugs are subject to electrode erosion and must be replaced according to the specified maintenance intervals, or more frequently as may be required when subject to severe operating conditions.

Filling up AdBlue® (DEF²)

Fill up AdBlue® (DEF) according to the specified maintenance intervals.

Refer to Operator's Manual for additional information, e.g. to correctly identify the filler neck for AdBlue® (DEF) in your vehicle.

Maintenance service descriptions

Vehicle Maintenance Service Work (including Emission System Maintenance)

i Maintenance services must be performed at the number of kilometers or years (whichever comes first) as indicated, except where no time interval available or otherwise noted.

Detailed descriptions for the maintenance service can be found starting on (▷ page 10).

Additional maintenance work is taken into account depending on time and distance. Additional work includes maintenance work carried out due to technical requirements, in cases of wear or work carried out on any optional equipment which might require service.

Overview of possible additional maintenance work (▷ page 17).

For description of emission system maintenance jobs, see (▷ page 9).

Service overview

Further information on Service A and Service B can also be found in the "ASSYST PLUS service interval display" section (▷ page 4).

Before carrying out service and maintenance work, you must observe the following:

- the instructions and safety notes in the "Service information" section (▷ page 4).
- for hybrid vehicles, the "Operating safety" section (▷ page 3). Otherwise, you may not recognize dangers.

² DEF (Diesel Exhaust Fluid)



WARNING

Please make sure you read the technical documentation, such as the Operator's Manual and workshop information, before carrying out any maintenance work.

If you require further information on service/maintenance work for your vehicle, consult a qualified specialist workshop. Mercedes-Benz recommends that you use a Mercedes-Benz Dealer for this purpose.

	Service A	Service B
All vehicles		
Replace remote key battery (both remote keys)	•	•
Service data read out from instrument cluster and ASSYST PLUS service interval display reset ³	•	•
Warning and indicator lamps in the instrument cluster checked	•	•
Illumination of the instrument cluster and interior lighting checked for correct function	•	•
Horn checked for correct function	•	•
Exterior lighting checked for correct function	•	•
Headlamp range control checked for correct function ^{4, 5}		•
Headlamp settings checked, corrected ^{6, 7}		•
Windshield wipers, windshield washer system and headlamp cleaning system checked for correct function ⁸	•	•
Trunk/cargo compartment lighting checked for correct function	•	•
Windshield washer system fluid level checked and corrected	•	•
Vehicle's exterior checked for damage in visible area	•	•
Windshield checked for damage	•	•
Wiper blades checked	•	•
Engine: oil changed and oil filter replaced ⁹	•	•
Brake system: fluid level checked ¹⁰	•	•
Coolant level checked in coolant expansion tank	•	•
Tire rotation (where applicable)		•
Parking brake checked (function test only)		•

³ If the service/maintenance work has not, or has only partially been carried out after the ASSYST PLUS service interval display has been reset, the maintenance computer must be reset to its original settings.

⁴ Not for Xenon or LED headlamps

⁵ Not for passive headlamps in combination with active suspension

⁶ Xenon or LED headlamps corrected, invoiced separately.

⁷ Vehicles with level control corrected, invoiced separately.

⁸ Depending on the vehicle's equipment

⁹ Service 3

¹⁰ In the event of fluid loss, determine cause and rectify (separate invoice).



WARNING

Please make sure you read the technical documentation, such as the Operator's Manual and workshop information, before carrying out any maintenance work.

	Service A	Service B
Condition and tread depth of tires checked (visual inspection)	•	•
Condition of brake pads/linings checked (visual inspection)	•	•
Condition of brake discs checked (visual inspection)	•	•
Tire inflation pressure corrected	•	•
Inflation pressure in spare tire corrected (where applicable)	•	•
Check TIREFIT sealant expiration date (where applicable). If expired, replace with separate work order	•	•
Tire Pressure Monitoring System activated	•	•
DEF ¹¹) refilled ¹² (diesel engine, only vehicles with BlueTEC exhaust gas aftertreatment)	•	•
Charging cable and vehicle socket checked for mechanical damage ¹³ (plug-in hybrid vehicles only)	•	•
Additional service and maintenance work for your vehicle can be found on the following pages. Always observe the applicable additional maintenance work.		
B-Class, CLA, GLA		
Activated charcoal cabin air filter replaced		•
Poly-V-belt checked for wear in visible area		•
All visible components in the engine compartment checked for damage and leaks ¹⁰		•
Low-temperature circuit: coolant level checked in coolant expansion tank ¹⁴		•
Tires checked for damage and cracks		•
All visible components on the vehicle underside checked for leaks and damage ¹⁰		•
Condition of steering and tie rods checked		•
Condition of front axle and front axle joint checked		•
Condition of rear axle and rear axle joint checked		•
Condition of suspension struts or shock absorbers and springs checked		•
Propeller shaft: flexible couplings checked for damage and deformation ¹⁵		•
Always observe the applicable additional maintenance work.	•	•

¹¹ DEF (Diesel Exhaust Fluid)

¹² Filling up invoiced separately.

¹³ Replace if necessary. Replace on a separate invoice.

¹⁰ In the event of fluid loss, determine cause and rectify (separate invoice).

¹⁴ Engines with separate coolant expansion tank for low-temperature circuit.

¹⁵ only vehicles with four-wheel drive 4MATIC.

 **WARNING**

Please make sure you read the technical documentation, such as the Operator's Manual and workshop information, before carrying out any maintenance work.

	Service A	Service B
C-Class, GLC		
Cabin air filter replaced	•	•
Activated charcoal cabin air filter replaced		•
Poly-V-belt checked for wear in visible area	•	
All visible components in the engine compartment checked for damage and leaks ¹⁰	•	
Low-temperature circuit: coolant level checked in coolant expansion tank ¹⁴	•	
Tires checked for damage and cracks	•	
All visible components on the vehicle underside checked for leaks and damage ¹⁰	•	
Condition of steering and tie rods checked	•	
Condition of front axle and front axle joint checked	•	
Condition of rear axle and rear axle joint checked	•	
Condition of suspension struts or shock absorbers and springs checked	•	
Propeller shaft: flexible couplings checked for damage and deformation	•	
Engine compartment ventilation flap checked ¹⁶ (gasoline engine M 177)	•	•
Always observe the applicable additional maintenance work.	•	•
CLS, E-Class		
Activated charcoal cabin air filter replaced		•
Seal on soft top cleaned and lubricated (Cabriolet only)		•
Water drain cleaned ¹⁷	•	•
Poly-V-belt checked for wear in visible area		•
All visible components in the engine compartment checked for damage and leaks ¹⁰		•
Low-temperature circuit: coolant level checked in coolant expansion tank ¹⁴		•
Tires checked for damage and cracks		•
All visible components on the vehicle underside checked for leaks and damage ¹⁰		•
Condition of steering and tie rods checked		•
Condition of front axle and front axle joint checked		•

¹⁰ In the event of fluid loss, determine cause and rectify (separate invoice).

¹⁴ Engines with separate coolant expansion tank for low-temperature circuit.

¹⁶ The flap must be able to move without any resistance and close automatically.

¹⁷ Cleaned only in visible area.



WARNING

Please make sure you read the technical documentation, such as the Operator's Manual and workshop information, before carrying out any maintenance work.

	Service A	Service B
Condition of rear axle and rear axle joint checked		•
Condition of suspension struts or shock absorbers and springs checked		•
Propeller shaft: flexible couplings checked for damage and deformation		•
Always observe the applicable additional maintenance work.	•	•
GLE (except GLE Coupe), GLS		
Cabin air filter replaced	•	•
Activated charcoal cabin air filter replaced		•
Water drain cleaned ¹⁷	•	•
Poly-V-belt checked for wear in visible area		•
All visible components in the engine compartment checked for damage and leaks ¹⁰		•
Low-temperature circuit: coolant level checked in coolant expansion tank ¹⁴		•
High-voltage battery circuit: coolant level checked in coolant expansion reservoir (plug-in hybrid vehicles only)		•
Tires checked for damage and cracks		•
All visible components on the vehicle underside checked for leaks and damage ¹⁰		•
Condition of steering and tie rods checked		•
Condition of front axle and front axle joint checked		•
Condition of rear axle and rear axle joint checked		•
Condition of suspension struts or shock absorbers and springs checked		•
Propeller shaft: flexible couplings checked for damage and deformation		•
Always observe the applicable additional maintenance work.	•	•
GLE Coupe		
Cabin air filter replaced	•	•
Activated charcoal cabin air filter replaced		•
Water drain cleaned ¹⁷	•	•
Poly-V-belt checked for wear in visible area	•	
All visible components in the engine compartment checked for damage and leaks ¹⁰	•	

¹⁷ Cleaned only in visible area.

¹⁰ In the event of fluid loss, determine cause and rectify (separate invoice).

¹⁴ Engines with separate coolant expansion tank for low-temperature circuit.

 **WARNING**

Please make sure you read the technical documentation, such as the Operator's Manual and workshop information, before carrying out any maintenance work.

	Service A	Service B
Low-temperature circuit: coolant level checked in coolant expansion tank ¹⁴	•	
Tires checked for damage and cracks	•	
All visible components on the vehicle underside checked for leaks and damage ¹⁰	•	
Condition of steering and tie rods checked	•	
Condition of front axle and front axle joint checked	•	
Condition of rear axle and rear axle joint checked	•	
Condition of suspension struts or shock absorbers and springs checked	•	
Propeller shaft: flexible couplings checked for damage and deformation	•	
Always observe the applicable additional maintenance work.	•	•
Mercedes-AMG GT, Mercedes-AMG GT S		
Activated charcoal cabin air filter replaced		•
Water drain cleaned ¹⁷	•	•
Power steering: oil level checked ^{10, 18} (where applicable)		•
Poly-V-belt checked for wear in visible area	•	
Engine compartment ventilation flap checked ¹⁶	•	•
Low-temperature circuit: coolant level checked in coolant expansion tank ¹⁴	•	
All visible parts in engine compartment checked for damage and leaks ¹⁰	•	
Tires checked for damage and cracks	•	
All visible components on the vehicle underside checked for leaks and damage ¹⁰	•	
Condition of steering and tie rods checked	•	
Condition of front axle and front axle joint checked	•	
Condition of rear axle and rear axle joint checked	•	
Condition of suspension struts or shock absorbers and springs checked	•	
Underbody protection checked ¹⁹	•	•

¹⁴ Engines with separate coolant expansion tank for low-temperature circuit.

¹⁰ In the event of fluid loss, determine cause and rectify (separate invoice).

¹⁷ Cleaned only in visible area.

¹⁸ The oil level must always be at the maximum mark, taking the oil temperature into account.

¹⁶ The flap must be able to move without any resistance and close automatically.

¹⁹ In the event of damage, refinish underbody protection with separate work order.



WARNING

Please make sure you read the technical documentation, such as the Operator's Manual and workshop information, before carrying out any maintenance work.

	Service A	Service B
Always observe the applicable additional maintenance work.	•	•
S-Class (Coupe, Cabriolet)		
Activated charcoal cabin air filter replaced		•
Poly-V-belt checked for wear in visible area	•	
All visible components in the engine compartment checked for damage and leaks ¹⁰	•	
MAGIC BODY CONTROL: fluid level checked ^{10, 20}	•	
Low-temperature circuit: coolant level checked in coolant expansion tank ¹⁴	•	
Tires checked for damage and cracks	•	
All visible components on the vehicle underside checked for leaks and damage ¹⁰	•	
Condition of steering and tie rods checked	•	
Condition of front axle and front axle joint checked	•	
Condition of rear axle and rear axle joint checked	•	
Condition of suspension struts or shock absorbers and springs checked	•	
Propeller shaft: flexible couplings checked for damage and deformation	•	
Always observe the applicable additional maintenance work.	•	•
S-Class (Saloon), SL		
Activated charcoal cabin air filter replaced		•
Water drain cleaned ¹⁷ (SL only)	•	•
Poly-V-belt checked for wear in visible area		•
All visible components in the engine compartment checked for damage and leaks ¹⁰		•
MAGIC BODY CONTROL or Active Body Control (ABC): fluid level checked ^{10, 21}		•
Low-temperature circuit: coolant level checked in coolant expansion tank ¹⁴		•
High-voltage battery circuit: coolant level checked in coolant expansion reservoir (plug-in hybrid vehicles only)		•
Tires checked for damage and cracks		•

¹⁰ In the event of fluid loss, determine cause and rectify (separate invoice).

²⁰ With MAGIC BODY CONTROL (code 487).

¹⁴ Engines with separate coolant expansion tank for low-temperature circuit.

¹⁷ Cleaned only in visible area.

²¹ With MAGIC BODY CONTROL or Active Body Control (ABC) (code 487)

 **WARNING**

Please make sure you read the technical documentation, such as the Operator's Manual and workshop information, before carrying out any maintenance work.

	Service A	Service B
All visible components on the vehicle underside checked for leaks and damage ¹⁰		•
Condition of steering and tie rods checked		•
Condition of front axle and front axle joint checked		•
Condition of rear axle and rear axle joint checked		•
Condition of suspension struts or shock absorbers and springs checked		•
Propeller shaft: flexible couplings checked for damage and deformation		•
Always observe the applicable additional maintenance work.	•	•
SLC		
Activated charcoal cabin air filter replaced		•
Poly-V-belt checked for wear in visible area		•
All visible components in the engine compartment checked for damage and leaks ¹⁰		•
Low-temperature circuit: coolant level checked in coolant expansion tank ¹⁴		•
Power steering: oil level checked ^{10, 18} (where applicable)		•
Tires checked for damage and cracks		•
All visible components on the vehicle underside checked for leaks and damage ¹⁰		•
Condition of steering and tie rods checked		•
Condition of front axle and front axle joint checked		•
Condition of rear axle and rear axle joint checked		•
Condition of suspension struts or shock absorbers and springs checked		•
Propeller shaft: flexible couplings checked for damage and deformation		•
Always observe the applicable additional maintenance work.	•	•

Additional maintenance work²²

The additional maintenance work for your vehicle can be found on the following pages.

¹⁰ In the event of fluid loss, determine cause and rectify (separate invoice).

¹⁴ Engines with separate coolant expansion tank for low-temperature circuit.

¹⁸ The oil level must always be at the maximum mark, taking the oil temperature into account.

²² Additional maintenance work is subject to a separate invoice.



WARNING

Please make sure you read the technical documentation, such as the Operator's Manual and workshop information, before carrying out any maintenance work.

Before carrying out service and maintenance work, you must observe the following:

- the instructions and safety notes in the "Service information" section (▷ page 4)
- for hybrid vehicles, the "Operating safety" section (▷ page 3). Otherwise, you may not recognize dangers.

If you require further information on service/maintenance work for your vehicle, consult a qualified specialist workshop. Mercedes-Benz recommends that you use a Mercedes-Benz Dealer for this purpose.

	AMG GT	AMG GT S	B-Class	C-Class	CLA	CLS	E-Class	GLA	GLC	GLE	GLS	S-Class	SL	SLC
Once at 3,000 km														
Rear axle differential fluid replaced (Mercedes-AMG with self locking rear axle differential (code 467 or 471) only)				•		•	•						•	
Service 4														
Every 2 years														
Brake fluid replaced	•	•	•	•	•	•	•	•	•	•	•	•	•	•
Service 5, 6, 7														
Not applicable														
Service 8														
At every service														
Engine air-filter element replaced • Gasoline engine: M 133					•			•						
Every 45,000 km														
Engine air-filter element replaced • Gasoline engine: M 157, M 177, M 279				•		•	•			•	•	•	•	
Every 60,000 km														
Engine air-filter element replaced • Gasoline engine: M 178 • Diesel engines: OM 642, OM 651	•	•		•			•		•	•	•			

**WARNING**

Please make sure you read the technical documentation, such as the Operator's Manual and workshop information, before carrying out any maintenance work.

	AMG GT	AMG GT S	B-Class	C-Class	CLA	CLS	E-Class	GLA	GLC	GLE	GLS	S-Class	SL	SLC
Rear axle differential fluid replaced (Mercedes-AMG vehicles with self locking rear axle differential (code 467 or 471) only)				•		•	•						•	
Every 80,000 km														
Engine air-filter element replaced • Gasoline engine: M 270, M 274, M 276, M 277, M 278			•	•	•	•	•	•	•	•	•	•	•	•
Service 9														
Not applicable														
Service 10														
Every 3 years														
Panorama sliding sunroof: guide mechanism cleaned and lubricated ²³			•	•	•		•	•	•	•	•	•		
Service 11														
Every 45,000 km														
Fuel filter replaced • Diesel engines: OM 642, OM 651				•			•		•	•	•			
Every 200,000 km														
Fuel filter replaced • Gasoline engine: M 133, M 157, M 177, M 178, M 270, M 274, M 276, M 277, M 278, M 279	•	•	•	•	•			•	•	• ²⁴		•	•	
Every 240,000 km														
Fuel filter replaced • Gasoline engine: M 157, M 274, M 276, M 278						•	•			• ²⁵	•			•

²³ Panorama sliding sunroof with exterior sliding panel (code 413)

²⁴ GLE Coupe only.

²⁵ Except GLE Coupe.



WARNING

Please make sure you read the technical documentation, such as the Operator's Manual and workshop information, before carrying out any maintenance work.

	AMG GT	AMG GT S	B-Class	C-Class	CLA	CLS	E-Class	GLA	GLC	GLE	GLS	S-Class	SL	SLC
Service 12														
Every 60,000 km														
Spark plugs replaced • Gasoline engine: M 133					•			•						
Every 90,000 km/ 6 years														
Spark plugs replaced • Gasoline engine: M 157, M 177, M 178, M 279	•	•		•		•	•			•	•	•	•	
Every 100,000 km														
Spark plugs replaced • Gasoline engine: M 270, M 274, M 276, M 277, M 278			•	•	•	•	•	•	•	•	•	•	•	•
Service 13														
Every 200,000 km/ 10 years														
Coolant replaced ²⁶ • Gasoline engine: M 133, M 157, M 177, M 178, M 270, M 274, M 276, M 277, M 278 • Diesel engines: OM 642, OM 651	•	•	•	•	•			•	•	• ²⁴		•	•	
Low-temperature circuit: coolant renewed ²⁶ • Gasoline engines: M 277, M 279												•	•	
Every 240,000 km/ 15 years														
Replace coolant ²⁶						•	•			• ²⁵	•			•

²⁶ Observe the correct coolant mixture ratio.

²⁴ GLE Coupe only.

²⁵ Except GLE Coupe.



WARNING

Please make sure you read the technical documentation, such as the Operator's Manual and workshop information, before carrying out any maintenance work.

	AMG GT	AMG GT S	B-Class	C-Class	CLA	CLS	E-Class	GLA	GLC	GLE	GLS	S-Class	SL	SLC
Service 14														
Every 45,000 km/ 3 years														
Main circuit: coolant renewed ²⁶ • Gasoline engines: M 277, M 279												•	•	
Service 15, 16, 17, 18, 19														
Not applicable														
Service 20														
Once at 60,000 km														
Automatic transmission: oil changed and oil filter replaced (Mercedes-AMG vehicles only) • Gasoline engine: M 157, M 177				•		•	•					•	•	
Every 60,000 km														
Automatic transmission: oil changed and oil filter replaced (Mercedes-AMG vehicles only) • Gasoline engine: M 133, M 178	•	•			•			•						
Every 100,000 km														
Automatic transmission: oil changed and oil filter replaced (plug-in hybrid vehicles only)										•		•		

²⁶ Observe the correct coolant mixture ratio.



WARNING

Please make sure you read the technical documentation, such as the Operator's Manual and workshop information, before carrying out any maintenance work.

	AMG GT	AMG GT S	B-Class	C-Class	CLA	CLS	E-Class	GLA	GLC	GLE	GLS	S-Class	SL	SLC
Every 120,000 km														
Automatic transmission: oil changed and oil filter replaced (except Mercedes-AMG vehicles and except plug-in hybrid vehicles) <ul style="list-style-type: none"> Gasoline engine: M 270, M 274, M 276, M 277, M 278 Diesel engine: OM 651 			•	•	•	•	•	•	•			•	•	
Automatic transmission: oil changed and oil filter replaced (Mercedes-AMG vehicles only) <ul style="list-style-type: none"> Gasoline engine: M 279 												•	•	
Automatic transmission: oil changed and oil filter replaced (except plug-in hybrid vehicles)										•	•			•
Transfer case: oil changed (vehicles with all-wheel drive 4MATIC and automatic transmission 9G TRONIC only.)						•	•		•			•		
Service 21, 22, 23, 24														
Not applicable														
Service 25														
Once at the first service A														
Rear axle: oil changed (S-Class Sedan with gasoline engine M 278 and automatic transmission 9G TRONIC only.)												•		
At every Service A														
Rear axle: oil changed (Mercedes-AMG vehicles with 4MATIC only)					•			•						

**WARNING**

Please make sure you read the technical documentation, such as the Operator's Manual and workshop information, before carrying out any maintenance work.

Pre-delivery inspection

Carried out in accordance with Daimler AG specifications.

Odometer reading (km)

Date

Signature/Stamp of Mercedes-Benz Dealer

Confirmations

 **WARNING**

Please make sure you read the technical documentation, such as the Operator's Manual and workshop information, before carrying out any maintenance work.

Tire rotation

Please refer to (> page 5) for tire rotation information

Confirmations

Date:	Odometer:
Date:	Odometer:
Date:	Odometer:
Date:	Odometer:
Date:	Odometer:
Date:	Odometer:
Date:	Odometer:
Date:	Odometer:
Date:	Odometer:
Date:	Odometer:
Date:	Odometer:
Date:	Odometer:
Date:	Odometer:
Date:	Odometer:
Date:	Odometer:
Date:	Odometer:
Date:	Odometer:
Date:	Odometer:
Date:	Odometer:
Date:	Odometer:
Date:	Odometer:
Date:	Odometer:
Date:	Odometer:
Date:	Odometer:
Date:	Odometer:
Date:	Odometer:
Date:	Odometer:
Date:	Odometer:
Date:	Odometer:
Date:	Odometer:
Date:	Odometer:
Date:	Odometer:
Date:	Odometer:



WARNING

Please make sure you read the technical documentation, such as the Operator's Manual and workshop information, before carrying out any maintenance work.

Date:	Odometer:
Date:	Odometer:
Date:	Odometer:
Date:	Odometer:

 **WARNING**

Please make sure you read the technical documentation, such as the Operator's Manual and workshop information, before carrying out any maintenance work.

Service reports

Confirmations

Complete in full

 Service A

Vehicle identification number

 Service B

Date

Odometer

 km

Repair order number

Workshop code

Remaining time

 days

Remaining distance

 km**Oil change carried out:**

Oil brand/viscosity

Engine

Automatic transmission

Rear axle differential fluid

Transfer case

Service carried out in accordance with Daimler AG specifications:

Yes/No

Renewed/replaced:

- Brake fluid
- Coolant
- Brake pads/linings, front axle
- Brake pads/linings, rear axle
- Fuel filter
- Cabin air filter
- Activated charcoal cabin air filter
- Engine air-filter element
- Spark plugs
- Poly-V-belt

Notes

Signature/Stamp of Mercedes-Benz Dealer

**WARNING**

Please make sure you read the technical documentation, such as the Operator's Manual and workshop information, before carrying out any maintenance work.

Complete in full Service A
 Service B

Vehicle identification number

Date

Odometer km

Repair order number

Workshop code

Remaining time days

Remaining distance km

Oil change carried out:

Oil brand/viscosity

Engine

Automatic transmission

Rear axle differential fluid

Transfer case

Service carried out in accordance with Daimler AG specifications:

Yes/No

Renewed/replaced:

- Brake fluid
- Coolant
- Brake pads/linings, front axle
- Brake pads/linings, rear axle
- Fuel filter
- Cabin air filter
- Activated charcoal cabin air filter
- Engine air-filter element
- Spark plugs
- Poly-V-belt

Notes

Signature/Stamp of Mercedes-Benz Dealer



WARNING

Please make sure you read the technical documentation, such as the Operator's Manual and workshop information, before carrying out any maintenance work.

Complete in full

Vehicle identification number

Date

Odometer

Repair order number

Workshop code

Remaining time

Remaining distance

 Service A Service B**Oil change carried out:**

Oil brand/viscosity

Engine

Automatic transmission

Rear axle differential fluid

Transfer case

Service carried out in accordance with Daimler AG specifications:

Yes/No

Renewed/replaced: Brake fluid Coolant Brake pads/linings, front axle Brake pads/linings, rear axle Fuel filter Cabin air filter Activated charcoal cabin air filter Engine air-filter element Spark plugs Poly-V-belt

Notes

Signature/Stamp of Mercedes-Benz Dealer

**WARNING**

Please make sure you read the technical documentation, such as the Operator's Manual and workshop information, before carrying out any maintenance work.

Complete in full Service A
 Service B

Vehicle identification number

Date

Odometer km

Repair order number

Workshop code

Remaining time days

Remaining distance km

Oil change carried out:

Oil brand/viscosity

Engine

Automatic transmission

Rear axle differential fluid

Transfer case

Service carried out in accordance with Daimler AG specifications:

Yes/No

Renewed/replaced:

- Brake fluid
- Coolant
- Brake pads/linings, front axle
- Brake pads/linings, rear axle
- Fuel filter
- Cabin air filter
- Activated charcoal cabin air filter
- Engine air-filter element
- Spark plugs
- Poly-V-belt

Notes

Signature/Stamp of Mercedes-Benz Dealer



WARNING

Please make sure you read the technical documentation, such as the Operator's Manual and workshop information, before carrying out any maintenance work.

Complete in full

Vehicle identification number

Date

Odometer

Repair order number

Workshop code

Remaining time

Remaining distance

 Service A Service B**Oil change carried out:**

Oil brand/viscosity

Engine

Automatic transmission

Rear axle differential fluid

Transfer case

Service carried out in accordance with Daimler AG specifications:

Yes/No

Renewed/replaced: Brake fluid Coolant Brake pads/linings, front axle Brake pads/linings, rear axle Fuel filter Cabin air filter Activated charcoal cabin air filter Engine air-filter element Spark plugs Poly-V-belt

Notes

Signature/Stamp of Mercedes-Benz Dealer

**WARNING**

Please make sure you read the technical documentation, such as the Operator's Manual and workshop information, before carrying out any maintenance work.

Complete in full	<input type="checkbox"/>	Service A
Vehicle identification number	<input type="text"/>	<input type="checkbox"/>
Date	<input type="text"/>	Service B
Odometer	<input type="text"/>	km
Repair order number	<input type="text"/>	
Workshop code	<input type="text"/>	
Remaining time	<input type="text"/>	days
Remaining distance	<input type="text"/>	km

Oil change carried out:	
Oil brand/viscosity	<input type="text"/>
Engine	<input type="text"/>
Automatic transmission	<input type="text"/>
Rear axle differential fluid	<input type="text"/>
Transfer case	<input type="text"/>

Service carried out in accordance with Daimler AG specifications:	
Yes/No	<input type="text"/>

Renewed/replaced:	
<input type="checkbox"/>	Brake fluid
<input type="checkbox"/>	Coolant
<input type="checkbox"/>	Brake pads/linings, front axle
<input type="checkbox"/>	Brake pads/linings, rear axle
<input type="checkbox"/>	Fuel filter
<input type="checkbox"/>	Cabin air filter
<input type="checkbox"/>	Activated charcoal cabin air filter
<input type="checkbox"/>	Engine air-filter element
<input type="checkbox"/>	Spark plugs
<input type="checkbox"/>	Poly-V-belt

<input type="text"/>	<input type="text"/>
Notes	Signature/Stamp of Mercedes-Benz Dealer



WARNING

Please make sure you read the technical documentation, such as the Operator's Manual and workshop information, before carrying out any maintenance work.

Complete in full

Vehicle identification number

Date

Odometer

Repair order number

Workshop code

Remaining time

Remaining distance

 Service A Service B**Oil change carried out:**

Oil brand/viscosity

Engine

Automatic transmission

Rear axle differential fluid

Transfer case

Service carried out in accordance with Daimler AG specifications:

Yes/No

Renewed/replaced:

- Brake fluid
- Coolant
- Brake pads/linings, front axle
- Brake pads/linings, rear axle
- Fuel filter
- Cabin air filter
- Activated charcoal cabin air filter
- Engine air-filter element
- Spark plugs
- Poly-V-belt

Notes

Signature/Stamp of Mercedes-Benz Dealer



Please make sure you read the technical documentation, such as the Operator's Manual and workshop information, before carrying out any maintenance work.



Complete in full	<input type="checkbox"/>	Service A
Vehicle identification number	<input type="text"/>	<input type="checkbox"/>
Date	<input type="text"/>	Service B
Odometer	<input type="text"/>	km
Repair order number	<input type="text"/>	
Workshop code	<input type="text"/>	
Remaining time	<input type="text"/>	days
Remaining distance	<input type="text"/>	km

Oil change carried out:	
Oil brand/viscosity	
Engine	<input type="text"/>
Automatic transmission	<input type="text"/>
Rear axle differential fluid	<input type="text"/>
Transfer case	<input type="text"/>
Service carried out in accordance with Daimler AG specifications:	
Yes/No	<input type="text"/>
Renewed/replaced:	
<input type="checkbox"/>	Brake fluid
<input type="checkbox"/>	Coolant
<input type="checkbox"/>	Brake pads/linings, front axle
<input type="checkbox"/>	Brake pads/linings, rear axle
<input type="checkbox"/>	Fuel filter
<input type="checkbox"/>	Cabin air filter
<input type="checkbox"/>	Activated charcoal cabin air filter
<input type="checkbox"/>	Engine air-filter element
<input type="checkbox"/>	Spark plugs
<input type="checkbox"/>	Poly-V-belt

<input type="text"/>	<input type="text"/>
Notes	Signature/Stamp of Mercedes-Benz Dealer



WARNING

Please make sure you read the technical documentation, such as the Operator's Manual and workshop information, before carrying out any maintenance work.

Complete in full

Vehicle identification number

Date

Odometer

Repair order number

Workshop code

Remaining time

Remaining distance

 Service A Service B**Oil change carried out:**

Oil brand/viscosity

Engine

Automatic transmission

Rear axle differential fluid

Transfer case

Service carried out in accordance with Daimler AG specifications:

Yes/No

Renewed/replaced: Brake fluid Coolant Brake pads/linings, front axle Brake pads/linings, rear axle Fuel filter Cabin air filter Activated charcoal cabin air filter Engine air-filter element Spark plugs Poly-V-belt

Notes

Signature/Stamp of Mercedes-Benz Dealer

**WARNING**

Please make sure you read the technical documentation, such as the Operator's Manual and workshop information, before carrying out any maintenance work.

Complete in full

Service A

Vehicle identification number

Service B

Date

Odometer

 km

Repair order number

Workshop code

Remaining time

 days

Remaining distance

 km

Oil change carried out:

Oil brand/viscosity

Engine

Automatic transmission

Rear axle differential fluid

Transfer case

Service carried out in accordance with Daimler AG specifications:

Yes/No

Renewed/replaced:

- Brake fluid
- Coolant
- Brake pads/linings, front axle
- Brake pads/linings, rear axle
- Fuel filter
- Cabin air filter
- Activated charcoal cabin air filter
- Engine air-filter element
- Spark plugs
- Poly-V-belt

Notes

Signature/Stamp of Mercedes-Benz Dealer



WARNING

Please make sure you read the technical documentation, such as the Operator's Manual and workshop information, before carrying out any maintenance work.

Complete in full

Vehicle identification number

Date

Odometer

Repair order number

Workshop code

Remaining time

Remaining distance

 Service A Service B**Oil change carried out:**

Oil brand/viscosity

Engine

Automatic transmission

Rear axle differential fluid

Transfer case

Service carried out in accordance with Daimler AG specifications:

Yes/No

Renewed/replaced:

- Brake fluid
- Coolant
- Brake pads/linings, front axle
- Brake pads/linings, rear axle
- Fuel filter
- Cabin air filter
- Activated charcoal cabin air filter
- Engine air-filter element
- Spark plugs
- Poly-V-belt

Notes

Signature/Stamp of Mercedes-Benz Dealer



Please make sure you read the technical documentation, such as the Operator's Manual and workshop information, before carrying out any maintenance work.



Complete in full	<input type="checkbox"/> Service A
Vehicle identification number	<input type="checkbox"/> Service B
Date	<input type="text"/>
Odometer	<input type="text"/> km
Repair order number	<input type="text"/>
Workshop code	<input type="text"/>
Remaining time	<input type="text"/> days
Remaining distance	<input type="text"/> km

Oil change carried out:	
Oil brand/viscosity	<input type="text"/>
Engine	<input type="text"/>
Automatic transmission	<input type="text"/>
Rear axle differential fluid	<input type="text"/>
Transfer case	<input type="text"/>
Service carried out in accordance with Daimler AG specifications:	
Yes/No	<input type="text"/>
Renewed/replaced:	
<input type="checkbox"/> Brake fluid	
<input type="checkbox"/> Coolant	
<input type="checkbox"/> Brake pads/linings, front axle	
<input type="checkbox"/> Brake pads/linings, rear axle	
<input type="checkbox"/> Fuel filter	
<input type="checkbox"/> Cabin air filter	
<input type="checkbox"/> Activated charcoal cabin air filter	
<input type="checkbox"/> Engine air-filter element	
<input type="checkbox"/> Spark plugs	
<input type="checkbox"/> Poly-V-belt	

Notes	Signature/Stamp of Mercedes-Benz Dealer
-------	---



WARNING

Please make sure you read the technical documentation, such as the Operator's Manual and workshop information, before carrying out any maintenance work.

Complete in full

Vehicle identification number

Date

Odometer

Repair order number

Workshop code

Remaining time

Remaining distance

 Service A Service B**Oil change carried out:**

Oil brand/viscosity

Engine

Automatic transmission

Rear axle differential fluid

Transfer case

Service carried out in accordance with Daimler AG specifications:

Yes/No

Renewed/replaced:

- Brake fluid
- Coolant
- Brake pads/linings, front axle
- Brake pads/linings, rear axle
- Fuel filter
- Cabin air filter
- Activated charcoal cabin air filter
- Engine air-filter element
- Spark plugs
- Poly-V-belt

Notes

Signature/Stamp of Mercedes-Benz Dealer



Please make sure you read the technical documentation, such as the Operator's Manual and workshop information, before carrying out any maintenance work.



Complete in full	<input type="checkbox"/>	Service A
Vehicle identification number	<input type="text"/>	<input type="checkbox"/>
Date	<input type="text"/>	Service B
Odometer	<input type="text"/>	km
Repair order number	<input type="text"/>	
Workshop code	<input type="text"/>	
Remaining time	<input type="text"/>	days
Remaining distance	<input type="text"/>	km

Oil change carried out:	
Oil brand/viscosity	<input type="text"/>
Engine	<input type="text"/>
Automatic transmission	<input type="text"/>
Rear axle differential fluid	<input type="text"/>
Transfer case	<input type="text"/>
Service carried out in accordance with Daimler AG specifications:	
Yes/No	<input type="text"/>
Renewed/replaced:	
<input type="checkbox"/>	Brake fluid
<input type="checkbox"/>	Coolant
<input type="checkbox"/>	Brake pads/linings, front axle
<input type="checkbox"/>	Brake pads/linings, rear axle
<input type="checkbox"/>	Fuel filter
<input type="checkbox"/>	Cabin air filter
<input type="checkbox"/>	Activated charcoal cabin air filter
<input type="checkbox"/>	Engine air-filter element
<input type="checkbox"/>	Spark plugs
<input type="checkbox"/>	Poly-V-belt
<input type="text"/>	
<input type="text"/>	

Notes

Signature/Stamp of Mercedes-Benz Dealer



WARNING

Please make sure you read the technical documentation, such as the Operator's Manual and workshop information, before carrying out any maintenance work.

